





Walden III






1. I am a Walden III			Response Percent	Response Count
student			9.2%	13
teacher			14.2%	20
parent			57.4%	81
staff member			3.5%	5
alumni			13.5%	19
friend			2.1%	3
Other (please specify)				5
			answered question	141
			skipped question	0

2. Which best describes your understanding of the school building's condition.			Response Percent	Response Count
I think the building can be repaired.			61.0%	86
I think the building has to be replaced.			39.0%	55
			answered question	141
			skipped question	0

3. Based on my understanding of the building's conditions, I would choose to			
		Response Percent	Response Count
renovate the current building on the current site.		53.3%	72
tear down the building and build a new school on the current site.		17.0%	23
relocate school to another existing building.		20.7%	28
move to new location and build a new school.		8.9%	12
		answered question	135
		skipped question	6

4. Please rank your knowledge of the safety and repair issues at Walden.						
	Strongly agree	Agree	Slightly disagree	Disagree	Rating Average	Response Count
I have enough information to effectively form an opinion about the school building.	24.1% (34)	45.4% (64)	17.0% (24)	13.5% (19)	2.20	141
I would like PTSA to fund an inspection to determine the viability of the building.	26.4% (37)	55.0% (77)	8.6% (12)	10.0% (14)	2.02	140
Walden Works should continue to research more options for alternative locations.	21.6% (30)	47.5% (66)	16.5% (23)	14.4% (20)	2.24	139
I need to know more about the costs involved in the choices.	31.4% (44)	57.1% (80)	5.7% (8)	5.7% (8)	1.86	140
I need to know more about RUSD's overall plan for Walden.	57.2% (79)	34.8% (48)	3.6% (5)	4.3% (6)	1.55	138
					answered question	141
					skipped question	0

5. It is most important to me that the future Walden III school building is						
	Strongly agree	Agree	Slightly disagree	Disagree	Rating Average	Response Count
in a downtown location.	31.3% (42)	35.8% (48)	24.6% (33)	8.2% (11)	2.10	134
anywhere, doesn't matter where it is located.	14.5% (19)	22.1% (29)	23.7% (31)	39.7% (52)	2.89	131
upgraded with better technological capabilities.	62.8% (86)	32.1% (44)	4.4% (6)	0.7% (1)	1.43	137
adding green initiatives to a renovated building.	61.8% (84)	32.4% (44)	5.1% (7)	0.7% (1)	1.45	136
a green school.	59.4% (79)	35.3% (47)	4.5% (6)	0.8% (1)	1.47	133
	<i>answered question</i>					140
	<i>skipped question</i>					1

6. If RUSD allows volunteers to make improvements to the building, how many hours would you be willing to contribute?			
		Response Percent	Response Count
0 hours		9.4%	13
1-5 hours		21.7%	30
5-10 hours		31.9%	44
10-20 hours		15.2%	21
20-40 hours		21.7%	30
	<i>answered question</i>		138
	<i>skipped question</i>		3

7. Please give us any additional comments about building or maintenance issues.

		Response Count
		55
	<i>answered question</i>	55
	<i>skipped question</i>	86